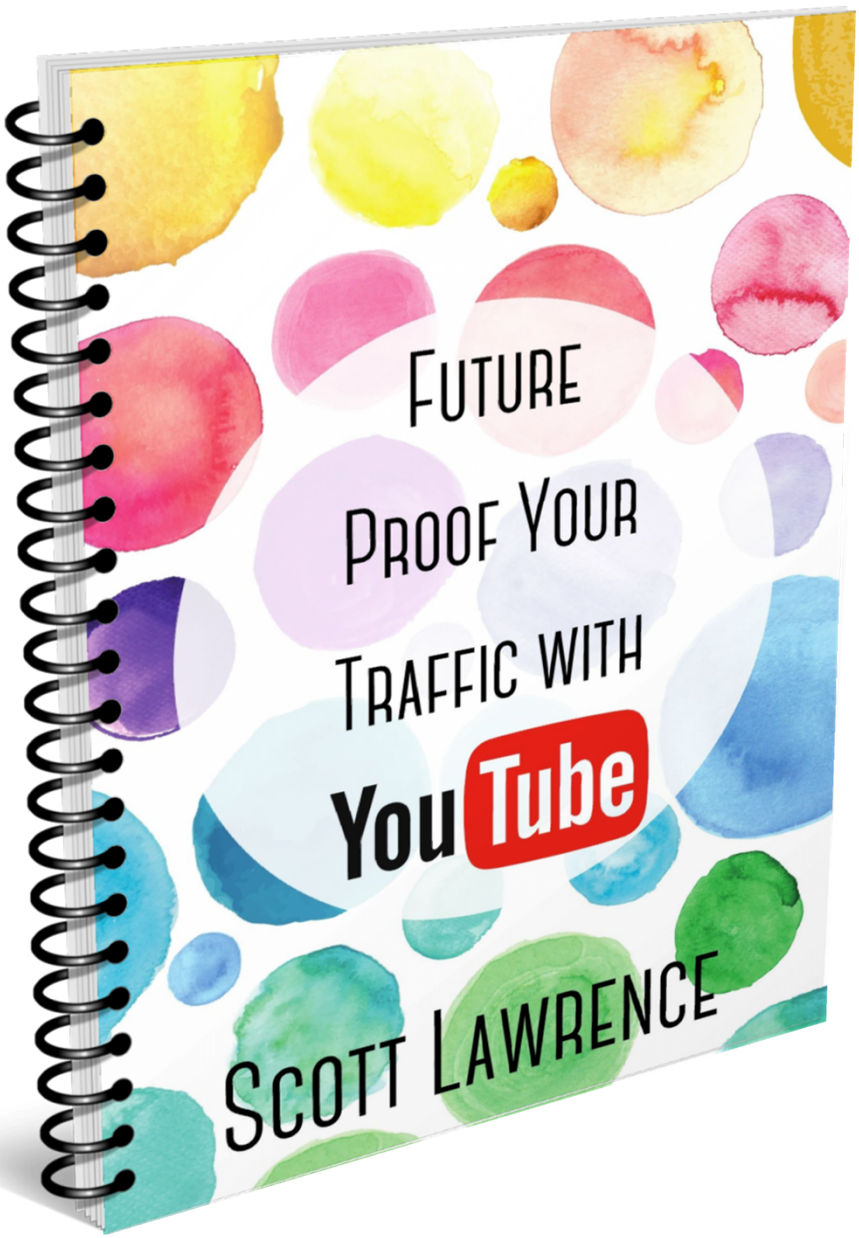
Future
Proof Your
Traffic with
YouTube
Scott Lawrence



**I have been blessed to be a full-time clinical hypnotherapist since January of 2010, a Lecturer at the Academy of Hypnotic Science teaching Hypnotherapy and Business to Diploma Students and have seen over 4,000 clinical hypnotherapy clients in the past 11 years and frequently appear on National Radio.**

**Are you an Entrepreneur?**

**Do you want more Traffic from YouTube Views??**

## Have you found that your Traffic has dried up and that Old Methods aren't working anymore?

**Are you Ready to Learn the Latest Social Media Hacks that we used to Fill Our Coaching Programs?**

**Are you Willing to Think Outside of the Box and to Get Creative in a way that is Guaranteed to Get You Out of Your Comfort Zone?**

# How I Hit 2,000 YouTube Views with a 3 Minute Video

Here's a video that I created years ago.




And here's a video that I made just a few days ago

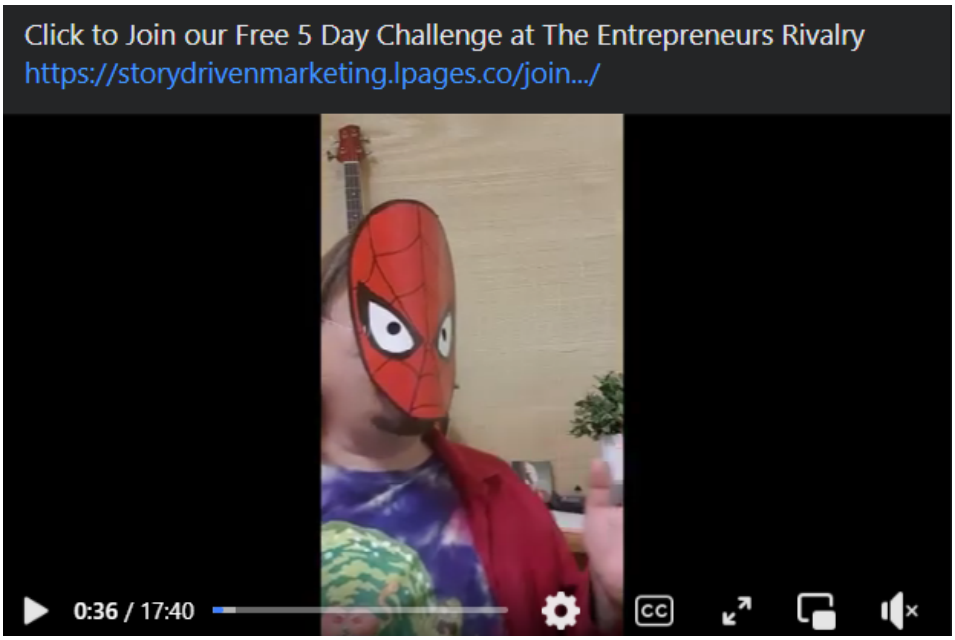

You can click on both images to watch the videos.

Both of these videos have a few things in common….

1. They're a story. (Not really selling anything)
2. They tell more than 1 story. (2 or more)
3. They both use pattern interrupts to keep your attention. (Either switching between stories or literal pattern interrupts with Jokes, Cut Aways or Static)

There are 4 Basic Steps to making a Video go Viral.

And you can use traffic from Viral Videos to expand your reach.

Do you have a product that you want to sell?

Do you have that product ready to go?

Have you sold it before?

Is it jus the Traffic and New Clients that's letting you down?

Well, here are two secrets that people often don't know about viral videos.

**Secret 1.**

Have you ever heard that when targeting your advertising at a potential customer that you need to target people who are most likely to buy? Well, that may be true when you're

advertising, but it's not true of viral videos. If you want someone to buy, they you need to target the buyer.

Who do you need to target when your objective isn't for them to buy, but for them to watch your video and to share that video?

If you want a video to go Viral, then you need to target it at an audience who is most likely to Share your video, not buy your product.

I know, I know.
It sounds counter productive. And I also promised you that I'd show you how to make a video go viral without paid advertising. Still, paid advertising is a great way to make a video viral if you know what you're doing. But you can also target your video at the person most likely to Share it without spending money on paid advertising. There are free forums, Facebook Groups and places where people hang out who are more likely to share your video. TikTok is one of them.

Older people tend to have more Money, so older people are a great target audience if you want somebody to buy from you.

But it's the Younger Audience who are most likely to Share your message. If you want 200,000 free views on a video, it's the young people who will give it to you. And the Young people can share your video with Older people who will Buy from you.

**Secret 2.**

Viral Videos can be manufactured to go viral. There is a clear cut science to it. It basically comes in 4 stages.

In business, you may have a series of jobs that you want to complete.

Examples;

1. Serve your client. Give them a Result.
2. Sell your program.
3. Warm up your audience so that they Know, Like and Trust You.
4. Find New Leads
5. Create a Massive Following or Create Viral Videos.

Each one of these jobs require a different set of steps.

Let me Explain by listing some that we use.

1. **Serve your client. Give them a Result.**

Because this eBook is about creating Viral Content, I don't want to go into too much detail about each step. But basically, we use the S.Y.S.T.E.M. acronym to run our Hypnotherapy, Coaching and Courses to increase our Client Results.

Here are some eBooks that we've created for you that you may find essential if you want to give a better result to your clients.




Click on any of the images to read the eBook.

In a Nutshell, S.Y.S.T.E.M. stands for the 6 stages of a 1 on 1 session or 1 to many session of either Hypnotherapy, Coaching or Teaching.

S.Y.S.T.E.M. stands for.

Socialise – Build Rapport.

Year – Talk about what they want.

Strategy – Give Steps.

Teach or Trance – Either Go into Depth on the Steps or start the Hypnosis process.

Explore – Either Perform the Subconscious Healing or Go into Stories and Examples about what you're teaching.

Mobilise – Either Wake up the Hypnotised Client or Wrap up the Session and give homework.

2. Sell Your Program.

Again, so that this eBook can be about Viral Content, I'd like for you to click on the images of any of these eBooks to learn more about sales.

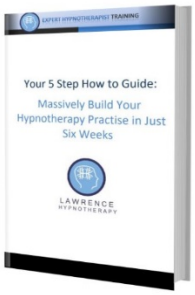









Selling comes down to 3 Stages.

1. Greed – Do they ‘Want’ what you have?
2. Impact or Evaluate – Can you look at what they are doing and show them the flaw in their technique. Then show them a better way of doing it.
3. Urgency – Tell them about your program that’s coming up very soon.

If the rest of your business is running properly, then that’s all you should ever have to do on a sales call. The 3 Webpage Templates eBook goes into it further.

3. Warm up your audience so that they Know, Like and Trust You.

Again, click on any of these images for the eBooks. This is a massive topic, so I’d really like to leave it for these other eBooks to explain.





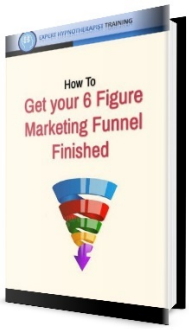

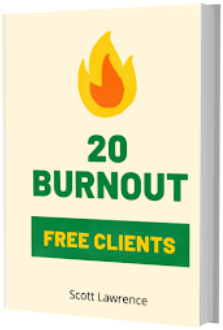


Basically, again in a nutshell, you take your client through a trust building sequence.

Clients go through a Client Journey before they buy from you.

Here are the steps.

A. Awareness – They have a Pain or a Desire and know that they want something.
B. Browsing – They start looking for solutions.
C. Considering – They have narrowed it down to perhaps you or somebody else that they may buy from.
D. Decision – They actually purchase your program.

This is what we suggest that you do to match your customers Client Journey.

1. First, give them an eBook and video that solves their problem. Tell a Story and Teach them some steps. This happens during their ‘Awareness’ stage.
2. Second, give them a Myth Buster video to let them know why they should listen to You more than they should listen to the Noise that’s out there. This happens during their ‘Browsing’ stage.
3. Third, give them Case Studies and Proof that your Product or Program is the best. This happens during their Considering stage.
4. Forth, give them a Sales Offer so that they can buy from you. This happens during their Decision stage.

Hopefully the picture is starting to come together.

4. Find New Leads

And yet again, we have eBooks on how to attract new leads for both Free and Paid advertising. Please click on the images to grab these eBooks for free.










Finding New Traffic from Potential Clients who want to buy from you is also a simple enough process. Yes it may be challenging, but it's still just a system of steps to follow.

It basically works like this.

1. Find out where your ideal clients are hanging out.
2. Find out what their smallest and most immediate problem is.
3. Create a Lead Magnet, eBook or Video that fixes that problem.
4. Offer it to them.
5. Watch as your data base becomes massive.
6. Continue the funnel process as you Warm up your prospects with the Client Journey Map, Sell Your Program using Greed, Impact and Urgency, then Serve Your Clients using the S.Y.S.T.E.M. acronym.

Here’s a Video that explains the Entire Process of leads.




That’s as complicated as it needs to be.

It’s just a system of steps that you can do 1 by 1.

Don’t overcomplicate it and you’ll do just fine.

Next,

5. Create a Massive Following or Create Viral Videos.

This step plugs right into your business with the other 4 steps.

In fact, the list goes the other way around.

Your Complete Funnel should look like this.

1. Viral Videos
2. Find Leads
3. Warm them up
4. Sell with Greed, Impact, Urgency.
5. Serve with S.Y.S.T.E.M.

Your Viral Videos go out and create 200,000 views. Then that video links back to your lead magnet. Your lead magnets starts them off into your 3 free video series to warm them up. You send them a Sales Offer Video. You jump on a Call using Greed, Impact and Urgency and then you Serve them using S.Y.S.T.E.M.

This works especially well if you're selling programs for $5,000 or more. My business partner and I recently sold $75,000 in 1 week just using this funnel formula.

I have an entire Course on how to Create and Distribute Viral Content. Usually I charge for this course, but it's too important not to give to you. Click on the Image to watch the videos.

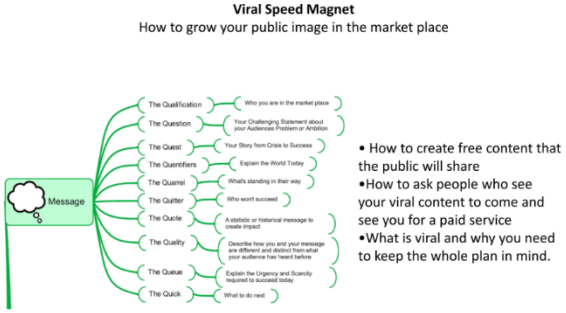

# Synthetic Creativity

How do you create a Viral Video?

What if you're not feeling Creative?

What if you don't know any Celebrities?

What if you're starting from Scratch?

It can be tough at first when starting to create content.

People are always asking me for examples.

Click on the image for all of my examples of Videos, eBooks, interviews and my Sales Offer Video.

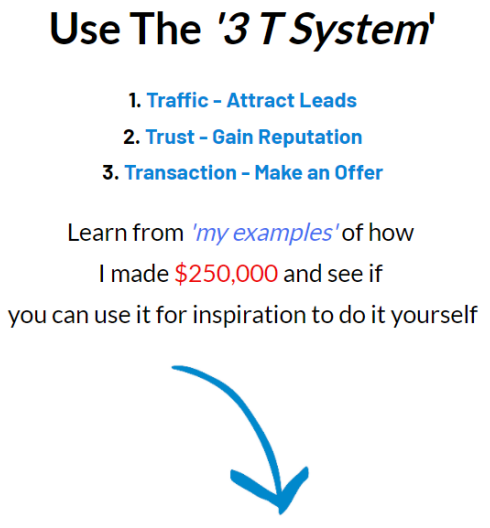

If you still need help after reading this eBook, then please join our next Entrepreneurs Rivalry Challenge.

In 5 Days, we will Jump Start you and help you to Get Leads Fast from your Social Media.

Join the 5 Day

*Entrepreneurs Rivalry Challenge*




SIGN UP

It's easy to create content when you're inspired, have a story to tell or just have plenty of energy. What about those times when you're actually just stuck, yet still need to get some content out?

There's actually a very handy formula for this.

Let me show you what I mean.

When I'm starting, I use the B.I.G. L.I.S.T.

# The B.I.G. L.I.S.T.

The **B.I.G. L.I.S.T**. is my absolute go to guide when ever I'm stuck for creating content.

**Browse** – Search YouTube for Inspiration (Always see what other people are doing. Research is our best friend when making a video.)

**Interview** – If you see somebody on Facebook and you like what they're talking about, ask them to do a zoom video with you.

**Gathering** – Create a Folder or Directory and anytime you like what you see on the internet, chuck it in your Folder. When it comes time to research ideas for your next video, you can start with your gatherings.

**Life Story** – Only if it's relevant, tell people about something that you have experienced personally. Try to keep it entertaining and as close to 'On Topic' as possible.

**Issues** – Current issues that show up on the News will often get a lot of views. This also works when you link your topic with a current news story.

**Steps** – Only if you know your topic well, put together a video teaching people what you know.

**Time** – Own important dates like Christmas, Easter, New Years. People are always looking for signs of up coming holidays and events.

# Your Content Calendar

YouTube is a machine. That's all. It's really the viewers who decide what they want.

The best, or I should say most popular content creators, will always release their content weekly. Think of their videos as episodes. This always creates the Biggest List of Subscribers. Even if you release 5 videos on one day, your viewers will still expect a new video the following week. They even want you to keep it to the same day of the week.

You only need 52 ideas per year to create your YouTube channel.

I recommend starting a data base, and filling in the important calendar dates first. Then use the B.I.G. L.I.S.T. to come up with ideas for all 52 weeks. Current and Hot News Stories will come up suddenly, so you need to be flexible when you execute your list. This doesn't mean that you should leave gaps in your plan. Finish your 52 list. Just be willing to adjust it as the news changes topic. Also, don't just go after big topics like covid or government unless you can find a way to relate it back to your topic and business niche.

Opening a Spread Sheet, giving it a title and writing the numbers 1 to 52 down the left hand side, saving the file and getting ready to go is the part that most people won't do. It's silly, but you need to prepare yourself for creativity. Have your empty list open and ready.

# AIDA

**A.I.D.A** stands for;

Attention – This is where you get your audience to see your Thumbnail or Preview Picture on YouTube and make them want to Stop and Read it.

You'll also be cutting up the most interesting parts of your long video and re-posting them on YouTube. You can and should get 5 or 6 smaller videos each week by cutting up your longer video.

**Interest** – Your YouTube Headline is what will make people Click on your video to watch it. If you saw my second video in this eBook, the one where I talk to Brendon Fraser, you'll see a headline that The Lad Bible used to promote my video. They said this




Your headline needs to 'Provoke Interest'. Click on the Image for the Full Article.

**Desire** – This part is about how you actually make your video. We're going to talk so much more about this later in this eBook, so I'll save it for that section. Trust me, it's worth it.

**Action** – This part leads straight into your funnel. Do you remember the Client Journey that we talked about? It's a good idea to offer a Free eBook at the end of your video or in the Description of your video. From there, they can watch your Teach Video, Myth Buster, Case Study and then your Sales Offer Video. We now recommend making your Sales Offer video lead into a group challenge.

Click on this image to see our Challenge that we invite people into for free. In this challenge, people have earned a lot of money in the free 5 days just by following the steps. The video shows evidence of case studies.

Join the 5 Day

*Entrepreneurs Rivalry Challenge*




SIGN UP

# Attention

These are YouTube Thumbnails of videos.

Click on the image to see the bottom video.

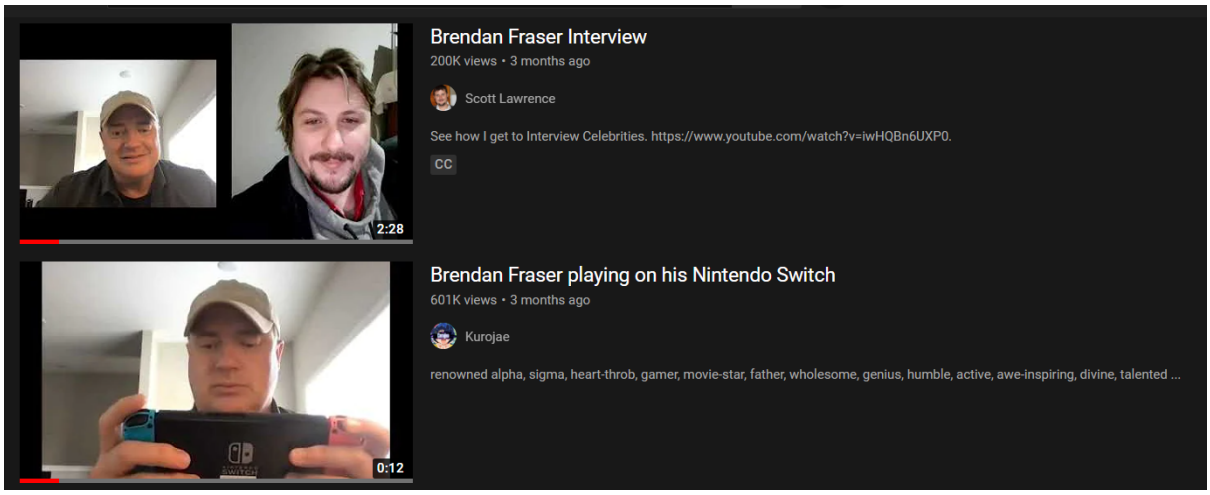


The bottom video that now has 601,000 views is a 12 second clip from my 2 minute 28 second video. My video received 200,000 views and the smaller version received over three times as many views. Luckily, the person who copied the first 12 seconds of my video included a link back to my video.

But do you see how a small clip of a video can go viral and the link back to the longer video helps to increase the views on the longer video too.

This video with Gillian Anderson has 98,888 views. Click the image to see the video.



Check out this video with Jenna Coleman. Click on the image to see the video. More importantly, read the thumbnail.

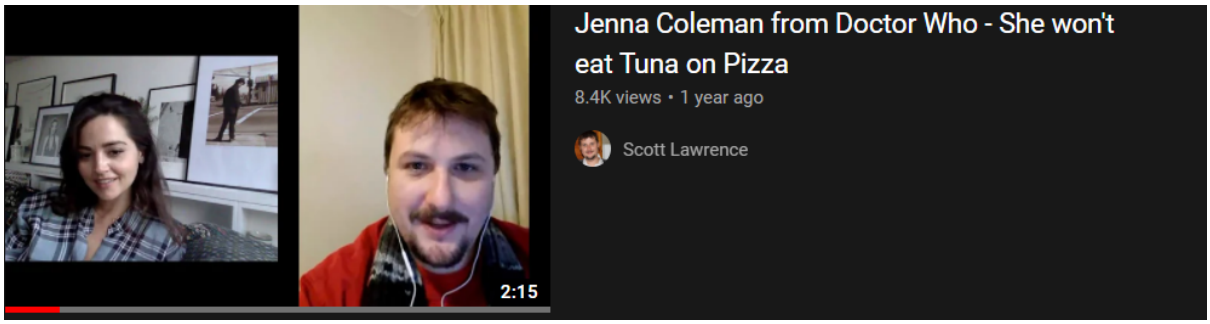


Can you see the part that says, “She won’t eat Tuna on Pizza”?

That part is very important.

You may at this point just be thinking that all celebrities get lots of views. But the Headline is just as important.

Seth Green is also a very big name, but look at the headline.

Click the image to see the interview.

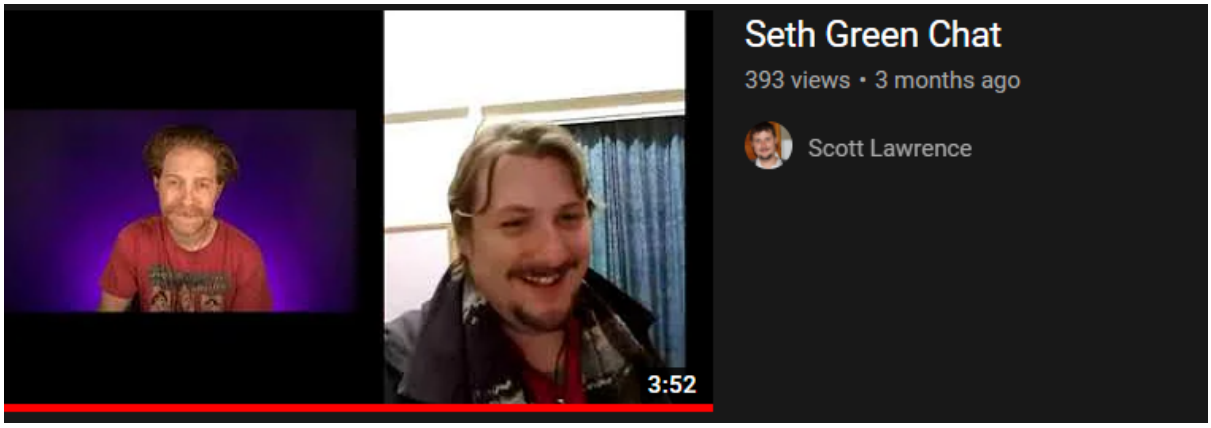


Compare “Jenna Coleman from Doctor Who – She won’t eat Tuna on Pizza” to “Seth Green Chat”

Let’s move away from the celebrity interviews altogether and compare 2 other thumb nails on YouTube.

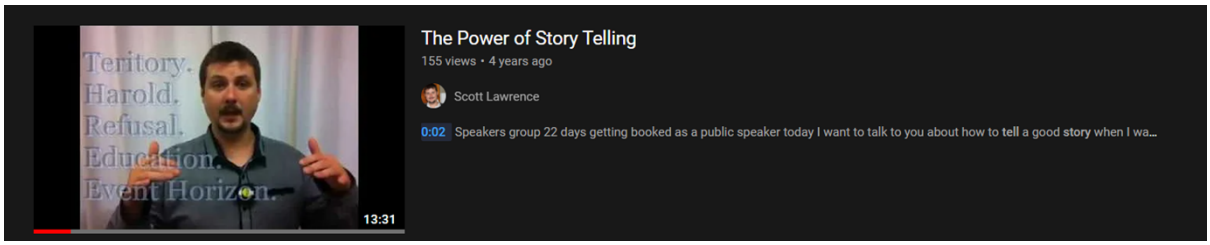


“The Power of Story Telling” got 155 views

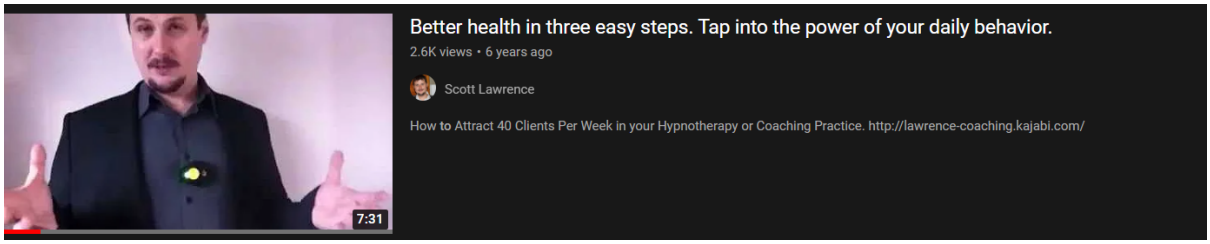


“Better Health in three easy steps. Tap into the power of your daily behavior” got 2,600 views

What we’re looking at here is specificity.

The 3 rules of a good headline tend to go like this.

1. You get 255 charactors. Use them all.
2. Talk about the Most Interesting Part of the Video, not nessisarily the Topic of the Video and
3. Use Mystery. As in, “Why Seth Green appologised for using my name Scott”

# Interest

Attention is usually just where you've gotten people to stop and look. Maybe you get them to click.

They've stopped scrolling, they've stopped and looked, clicked. Any now your video is playing.

All "Interesting" videos can be categorised into 20 Styles or Types of videos that are used to make people keep watching a video after it's started.

### 1. Hooks

A hook is just like a hook that you use while fishing, but it's a metaphorical hook in this case. Bait attracts the fish's attention. A hook is there to keep the fish on the line.

The easiest way to create a hook is to ask a question and to have that question pay off at the end of the video.

### 2. Prestige

Prestige is basically just a big flex. It's showing off. It may be that you're attractive, a brilliant speaker, interviewing a celebrity, showing off a location or demonstrating something impressive.

**3. Results**

Have you achieved something impressive that you can verbally brag about?

Have you helped people to lose 15 kilos in 15 weeks, earn a large sum of money or are you the top dating coach in your area?

What can you brag about?

**4. Cute**

Cats took over the internet a long time ago. Cute videos literally release chemicals into the viewers brain. They will almost be forced to click and to stay watching if you hook them with a cute animal, persons face or something else that is cute.

5. Familiar topic

People look up what they already know more than any other topic. If you're an expert on something that is popular, then it's a great idea to make you video about that popular topic.

6. News

This one is mostly about the timing. You don't really want to release a video more than 3 days after something has appeared on the news, or else it isn't news anymore. You can basically be a reporting channel for the public.

7. Nostalgia

Most movies these days are reboots. The reason for that is that nostalgia sells. Maybe it reminds them of a simpler time, but YouTube videos that bring up the 80's or 90's will often get a lot of views.

8. Calendar Hijacking

Again, tis one is mostly about the timing. You're best off copying the timing of retail stores for calendar hijacking. You don't want to release a video about Christmas when it's already Christmas. Aim for very late November. Be a few weeks early for each public holiday or event.

9. Celebrity

I've really gotten a lot of value out of this one. Celebrities are gold for getting views. Brendan Frasers face got over 600,000 views from the first 12 seconds of my video.

10. Social Justice

These days, you probably want to be more thoughtful about this one. Facebook has now become a social justice dumping ground. But YouTube videos are still at least slightly better because they're more so videos that you can chose to watch or chose to not watch. It will divide your audience, but the people who stay will be fiercely loyal to your channel.

## 11. Transfer of Blame

Again, be thoughtful with this one. In the second video link in this book, (the one that start Brendan Fraser), I transferred blame for my low Facebook engagement to Facebook. But I demonstrated carefully the reason for that transfer of blame. Often people will do videos transferring blame to the government for a poor situation. Those videos can be very popular.

## 12. Irony

Funny videos are the best. You can get audiences that are almost as loyal as the Social Justice audiences. The social justice audiences are generally more loyal because people move from comedian to comedian over time because the jokes or the energy gets old once they've figured out the formula. Where as social justice never gets old. Those emotions usually just build and build in your audience.

## 13. Broken Logic

Logic is a finished puzzle, but broken logic is an unfinished puzzle. The idea here is to give the audience something to work out. A half seen face, a half shown clip will generally hook interest as long as it's not too confusing or convoluted.

## 14. Statistic

People love to learn. Although, a main reason for the success of the Statistic Hook is that Social Justice Warriors like to be armed in a debate. If you use a statistic, please tell us where you got your statistic from.

15. Memes

Memes can be anything from just a gag reel of r/reddit jokes to something more meaningful. Memes are also seen as cheap, so use them sparingly.

16. Relevance

People underestimate the Relevance factor. People are often mislabelling their videos and then people click off straight away. I clicked on a video that claimed to improve your memory in 15 minutes, but the video was specifically for lawyers who need to pass the bar exam. So I clicked off. It wasn't relevant to me.

17. Simplicity

If you can demystify or explain a Complex Topic in a Simple way, then you can easily generate an audience. One of my favourite channels on YouTube is dedicated to simplifying history for you. You get these incredibly digestible short chunks of video that explain the parts of history that you missed in school.

18. Impact

Impact is about making a person say, "Wow, I'm impressed" or "I get it now. That's simple." To create impact as a hook, people like to show some of the end of the video in advance. They show a short clip of an explosion, the end of a coaching session where a result happens or any Proof Footage that shows that a result is on it's way.

19. Open Loops

The brain likes to finish puzzles that it starts.

When you start a story, the brain likes to finish that story.

There is a power in letting people know that something is still coming. People like having something to look forward to.

## 20. Demonstrations

Unboxing videos are some of the most popular videos on the internet. When somebody buys something expensive, how great is it to see the product come out of the box?

But unboxing isn't the only style of Demonstration.

There can be product demonstrations.

People may like to see how a high pressure hose can cut through a phone or if a blender is capable of blending a phone.

I produced hypnotherapy videos where you can see people getting hypnotised and people loved those videos.

What is something that you can demonstrate?

Ok, so that was the 20 hook styles.

I recommend that you start with just one and use it at the start of your YouTube video. Experiment with it and try to enjoy the process. People can tell if you're having a good time. It's your energy. People can pick up on it.

# Desire

Desire crosses the line from a mild interest to where they are willing to give up something to get something.

At this point, we're still talking about creating a viral video. So you're not selling yet.

When I say that people are willing to Give Up something to Get something, that could even mean the Time Investment in watching your video. They may want to learn, be entertained or even just find out more about what they're looking at.

The best videos need to tell a story.

Let's look at the elements that makes a great viral story.

The funnel structure here, again just to recap, is supposed to have the following steps.

1. They see your YouTube thumbnail.
2. They read your headline.
3. They gain interest
4. They click
5. They get hooked
6. Your story creates desire (We'll cover that on the next page)
7. They Share or Click on the Opt-in link to get your eBook.
8. They enter your 3 free videos funnel, following the client journey. You Teach, give Myth Busters and Case Studies.
9. They get your sales offer video
10. They buy from you, using Greed, Impact and Urgency.
11. They get your fantastic product or service.

# Story Structure

A successful Viral YouTube Story is held together with the 10Qs

**Qualification** – Who is your main character and what makes them stand out?

**Question** – What life choice did your character need to ask themself?

**Quest** – What was your characters “Calling” that was their “Call to Adventure”?

**Quantifiers** – Describe the Playing Field and Obstacles

**Quarrel** – What did your character have to go through?

**Quitter** – When did your character feel like giving up?

**Quote** – What motivation caused your character to continue?

Quality – What did your character need to learn, or learn to stand for so that they could win?

**Queue** – Why should your audience follow this same journey?

**Quick** – What is your audiences first step to getting started?

When you put this formula of the 10Qs together, it reaches your audiences Head and Heart in a way that they can’t help but feel something about. This is basic story structure that our neuropsychology relates to no matter where we’re born on the planet.

Create your 10Q YouTube Video.

# Action

There are 5 main categories of action that a person can take from your video.

1. **Do nothing.** This is the most common action.
2. **Subscribe.** This is the second most common action.
3. **Share your video.** This is the group of people who we really want to talk to the most here. We're not trying to make a sale yet. So focus your viral video content on just getting as many views and subscribers as possible.
4. **Buy.** This is the smallest group, and it starts when they enter your funnel.

The buying audience shouldn't be sold to from a viral video. You're much better off offering them an eBook in exchange for their contact details so that you can take them through the rest of the funnel.

Later on in this eBook, we'll talk more about the sharing group who are the people who share your video with their social media friend.

Cutting your video up into smaller pieces and reposting the most interesting parts with interesting headlines is one of the fastest ways to grow your YouTube Subscribers.

Eventually, you want to pay for traffic to your most popular short videos. The most popular ones will cost you the least to promote.

# Galaxy Con

Here is where I got most of my celebrity interviews from.




They may be a bit on the expensive side, but if you have a strong funnel and back end, the short celebrity videos are YouTube Gold and can grow your followers at an amazing speed.

Their customer service is amazing and they'll help you with any technical difficulties throughout the process.

The downside is that depending on where you live, you may need to get up or stay up at crazy hours to make the interview.

There is usually a 45 interview that you can watch just before your interview. Use this as research to know what you ask your guest on your video.

# Wizard World

This is Wizard World

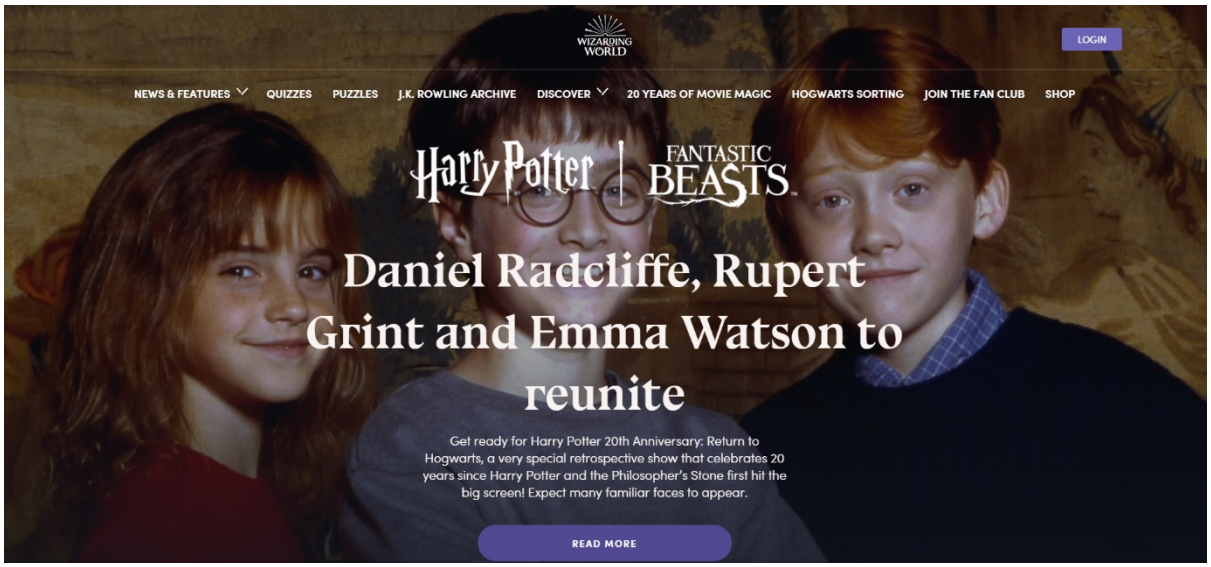


I have purchased many celebrity chats through them. If you've heard of  The Monkees, then click on this image to see my video with Micky Dolenz.

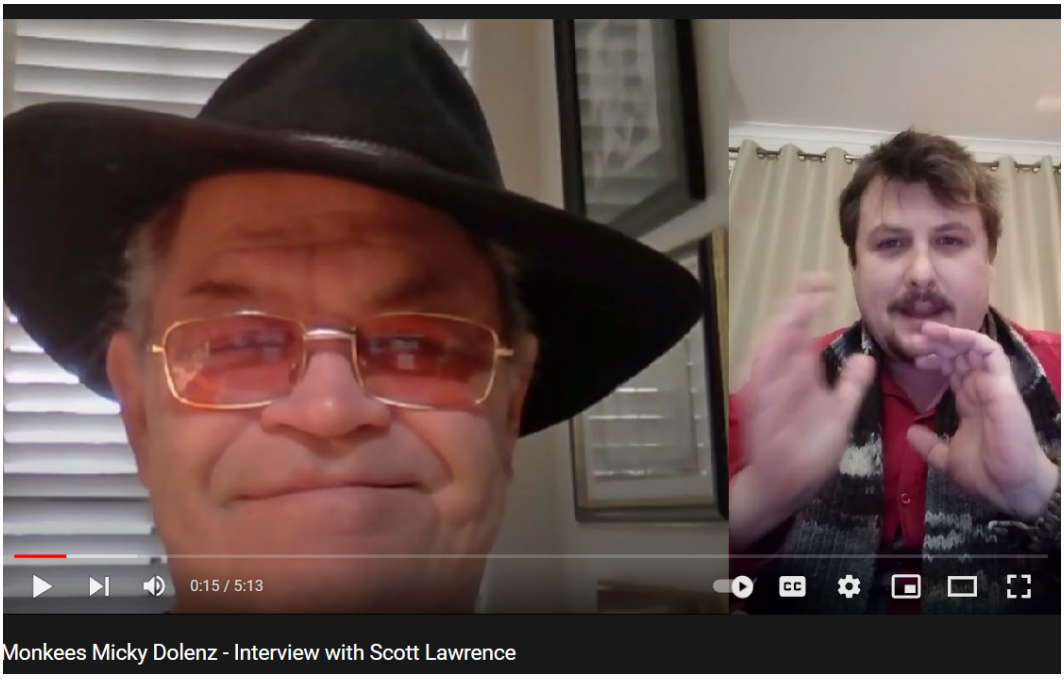

# Cameo

This is cameo.com

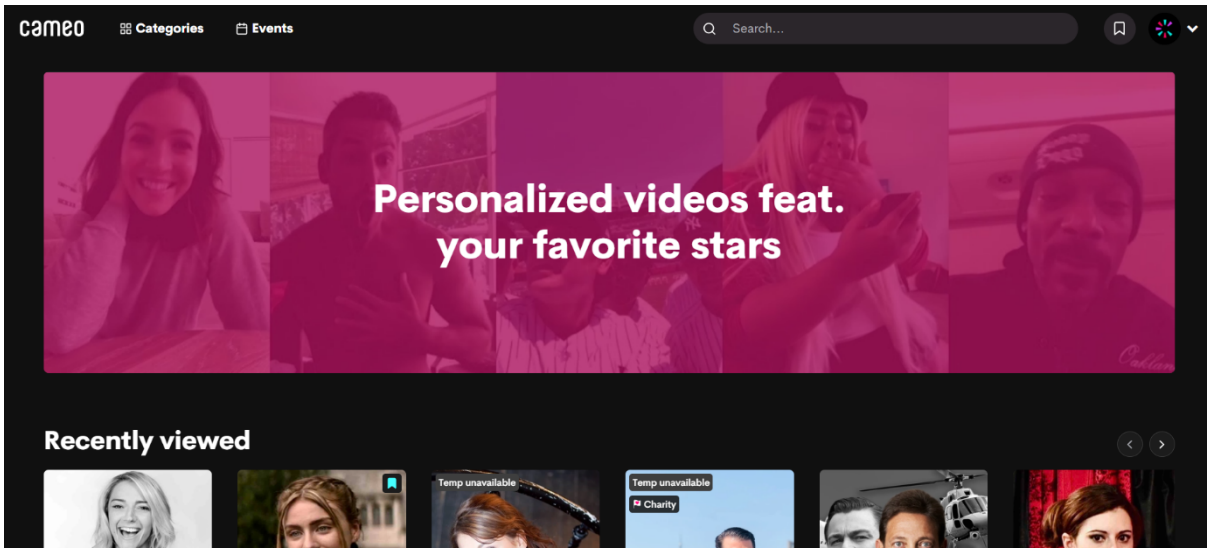


It’s another way to access celebrities for your videos. I created this joke video for a friend using celebrity talent purchased from cameo.com. You can get very creative with these videos.

MERCH DROP

October Lockdown Special



# Editing Software

Here are a few tools that I use for my videos.

https://www.prezi.com – this helps me to make slides where I can zoom around the screen.

https://www.avs4you.com/ – this is my video editor.

https://www.epidemicsound.com – This is where I buy royalty free music for my videos.

https://youtube.com – this is where I host my videos.

https://leadpages.net – this is where I host my opt-in pages and sales pages.

https:// https://ivipid.com/ - this is where I get fancy animated introductions to my videos. They're parodies of production company opening cards.

https://canva.com – this is where I generate and edit pictures.

https:// https://www.adazing.com/cover-mocks-2/ - this is where I create my 3D eBook covers.

https:// https://y2mate.is/en32/ - this is how you can grab YouTube videos for private use.

https:// https://docs.google.com/presentation/u/0/ - this is where I make presentations that I can speak over.

https://apps.apple.com/us/app/reface-face-swap-videos/id1488782587 - this is an app that lets you create special effects using faces.

# Online Magazines

Magazines, News Papers, Talkback Shows and all Journalism has a bit of a lazy streak.

They pay journalists who are always looking for a story. But often, the journalists don't want to work so hard for that story.

Because of this phenomenon, I got published for free by Nintendo Lite, Screen Rant, Entertainment Tonight, The Lad Bible, The Gaming Bible and other places for free.

My video blew up on Twitter, Reddit. My video became so viral that I even got my own Facebook Gif. If you type in Brandan Fraser into Facebook Gifs, you will get this image.



CORONAVIRUS COVID-19 VACCINE LEADING THE LAND SPORTS CLEVELAND

# Why Gillian Anderson Has an American and British Accent

Why Gillian Anderson Has an American and British Accent



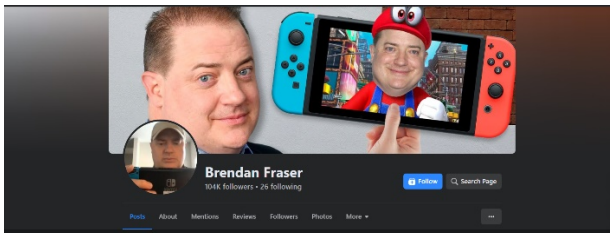


# Random: Brendan Fraser Was So Busy Playing Switch He Missed The Start Of A Meet & Greet

**Whoops!**

by Ryan Craddock Sat 21st Aug 2021

Share: 67.3k



# Actor Brendan Fraser is a huge fan of the Nintendo Switch

by world today news August 23, 2021 No Comments




SCREENRANT SR EXCLUSIVES MOVIE NEWS TV NEWS REVIEWS INTERVIEWS TECH MORE

Home › Game News › Brendan Fraser Caught Playing Switch Before Chat With YouTuber

# Brendan Fraser Caught Playing Switch Before Chat With YouTuber

Brendan Fraser was spotted playing on a Nintendo Switch console prior to a chat with YouTuber Scott Lawrence, and the internet has taken notice.

BY CORY TAGGART
PUBLISHED AUG 20, 2021



# High Ticket Coaching

Let’s break your entire business up into 3 parts.

1. The Back End.
2. The Middle
3. The Front

The Back end is where you Sell and Serve. That’s it.

If you have a high ticket coaching or hypnotherapy program that is worth anywhere from $5,000 to $20,000, then what would help you out the most to make that business successful?

Yes you’ll need a great service experience to make your clients happy. And yes, you’ll need to master sales.

But what else would you need more than anything?

Wouldn’t you want unlimited quality leads?

The leads can become quality by taking them through a video funnel and then an online challenge. After they’ve survived your funnel and challenge, they’ll be star struck and ready to purchase from you.

So what is the next part that you would need to really make that business successful?

Yes, leads. And lots of them. So what would a viral video YouTube Channel do for your leads?

# The Future of Traffic

Always remember that you are only ever borrowing your audience from Facebook, YouTube or other platforms.

If they delete your account, then you lose what you built with them. The only way to keep that relationship going is to turn those contacts into email addresses. Nobody can take those away from you. They're yours.

A great video, or a video that is going to go viral may not be something that you get right on the first attempt.

Once you've made one high quality video that you'd like to share, you are better off chopping it into smaller pieces and sharing it and testing it across multiple platforms.

We teach more on all of these topics in our life challenge.

Often people ask how they can get involved with us for free.

There is a challenge that we run a few times a year to really help people out who need a jump start on growing their following.

Remember that you're not alone.

It's all about the community these days. Thank you again.

# Join The Rivalry

Do you Want Free Help?

Do you Still Need to Get Your Business Off the Ground?

Are you Keen to Join a 5 Day Challenge
Where We Will Create the Ultimate Social Media Post
To Start Earning New Clients into Your Business?

Join us For Free on the Entrepreneurs Challenge.

Click the Image for the Full Program

Join the 5 Day

*Entrepreneurs Rivalry Challenge*




SIGN UP